

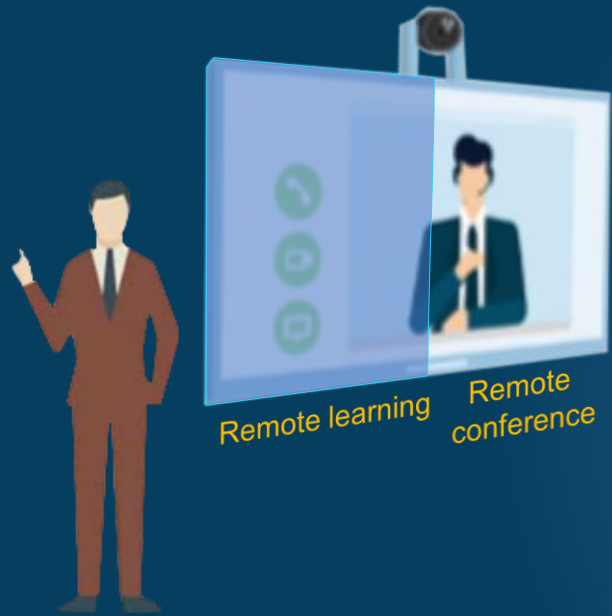
MC988 Connection Guide

Development Background




- ✓ Remote learning/ remote conference enters high growth period
- ✓ Input professional audio for conference/ teaching APP via USB
- ✓ Suitable for multiple scenarios

Application

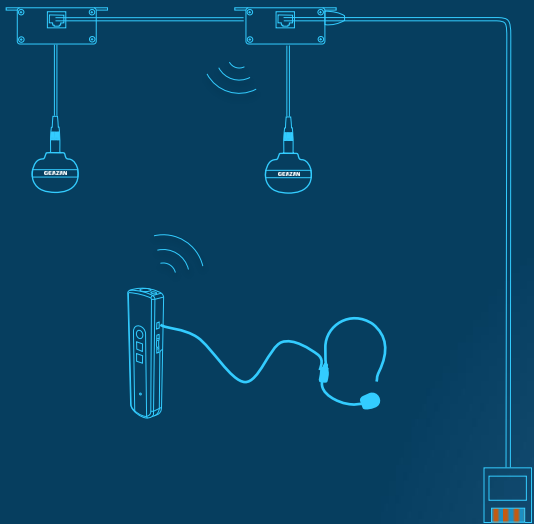


USB




- 1 Experience professional audio effects with just one USB cable.
- 2 Super Far-distance sound pickup omnidirectional microphone, free to talk in large space.

Network cable connection




Wireless mic connect to AUDIO 3



AEC-REF 5 & 6 receive far-end audio signal from interactive device



AEC-OUT 5 & 6 send local audio signal to far-end interactive device




Ceiling Mic FM290 connect to the MIC 1 & 2



Computer audio source connect to AUDIO 4



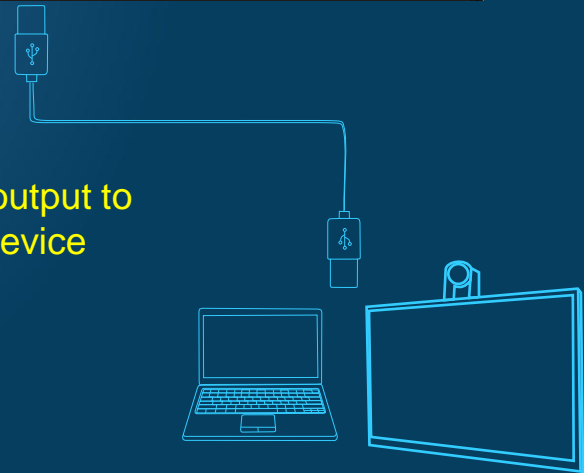
SPK 1 & 2 output to amplifier & speaker



MIX 3 & 4 output to recording device



USB port connect to PC or big screen conference



**Pls note, AEC-REF + AEC-OUT and USB connection,
just select one connection for echo cancellation function!**

Thanks for your time!